


Change the logic on the board from 3 ton to 2 ton

Instruction for APEX Series

Default capacity setting of outdoor unit TUD36W/A-D(U) is 36K, can adjust the condenser main board dip switch to change to 24K. Instruction as below:

1. Please complete the capacity dip switch setting before you power on the unit.
2. Capacity dip switch position of condenser main board is the red circle below.

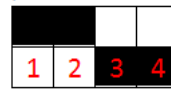


Condenser Main Board



Dip Switch

3. Capacity dip switch setting is below (dip switch should be set to the black area)



Default setting is 36K, dip switch shows as


Put the dip switch 1 from ON side to digit side, then the condenser capacity will




be changed to 24K, the dip switch shows as

Default capacity setting of indoor unit TUD36A/A-D(U) is 36K, can adjust the air handler main board dip switch to change to 24K. Instruction as below:

1. Please complete the capacity dip switch setting before you power on the unit.
2. Capacity dip switch position of air handler main board is the red circle below.



Air Handler Main Board



Dip Switch

3. Capacity dip switch setting is below (dip switch should be set to the black area)

Default setting is 36K, dip switch shows as



The dip switch for 24K shows as

